

making a difference



**BECAUSE EVERY
NEEDLESTICK
INJURY IS ONE
TOO MANY**

VACUETTE® QUICKSHIELD

Safety Tube Holder

Protection against needlestick injuries
during routine daily blood collection.


greiner
BIO-ONE

A PROTECTIVE SHIELD

keeps the
needle safe
after activation.



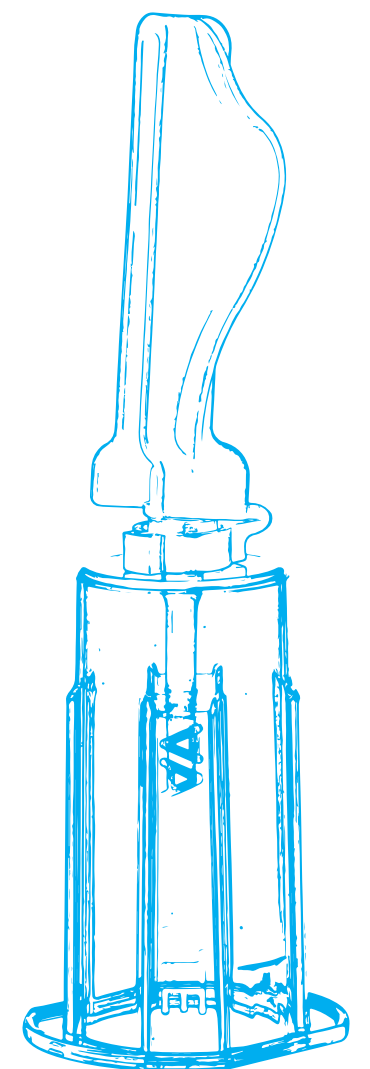
The ergonomic
design of the
holder ensures a
good grip during
venipuncture.

FOR DAILY BLOOD COLLECTION ROUTINES

The VACUETTE® QUICKSHIELD Safety Tube Holder offers protection against needlestick injuries with no change to collection technique.

The safety tube holders of the QUICKSHIELD product family include a protective shield that safely keeps the needle in place and covered after activation, protecting against needlestick injuries.

This shield is attached directly to the holder. With the aid of a stable surface or the finger or thumb, users can activate the protective shield with one hand. Easy handling and extensive protection against injury and infection make this product a winner for daily blood collection routines.



PROTECTIVE SHIELD FOR GREATER SAFETY.

- / No change to the collection technique.
- / More flexibility with regard to user- and patient-specific requirements thanks to the rotational safety shield.
- / Complete activation of the safety shield is indicated by an audible and tactile click.



A dot on the needle protection cap indicates the position of the needle level to enable precise puncture.

SAFETY AND PRECISION

The viewing window on VACUETTE® VISIO PLUS Needles for indicating a successful venipuncture has a specially designed filter that reduces dead volume by 75% versus comparable products.

The dot on the needle protection cap is aligned with the needle level. This serves as an indication of the position of the needle level for precise

puncture. The protective shield can be rotated to the preferred position without having to remove the needle protection cap first.

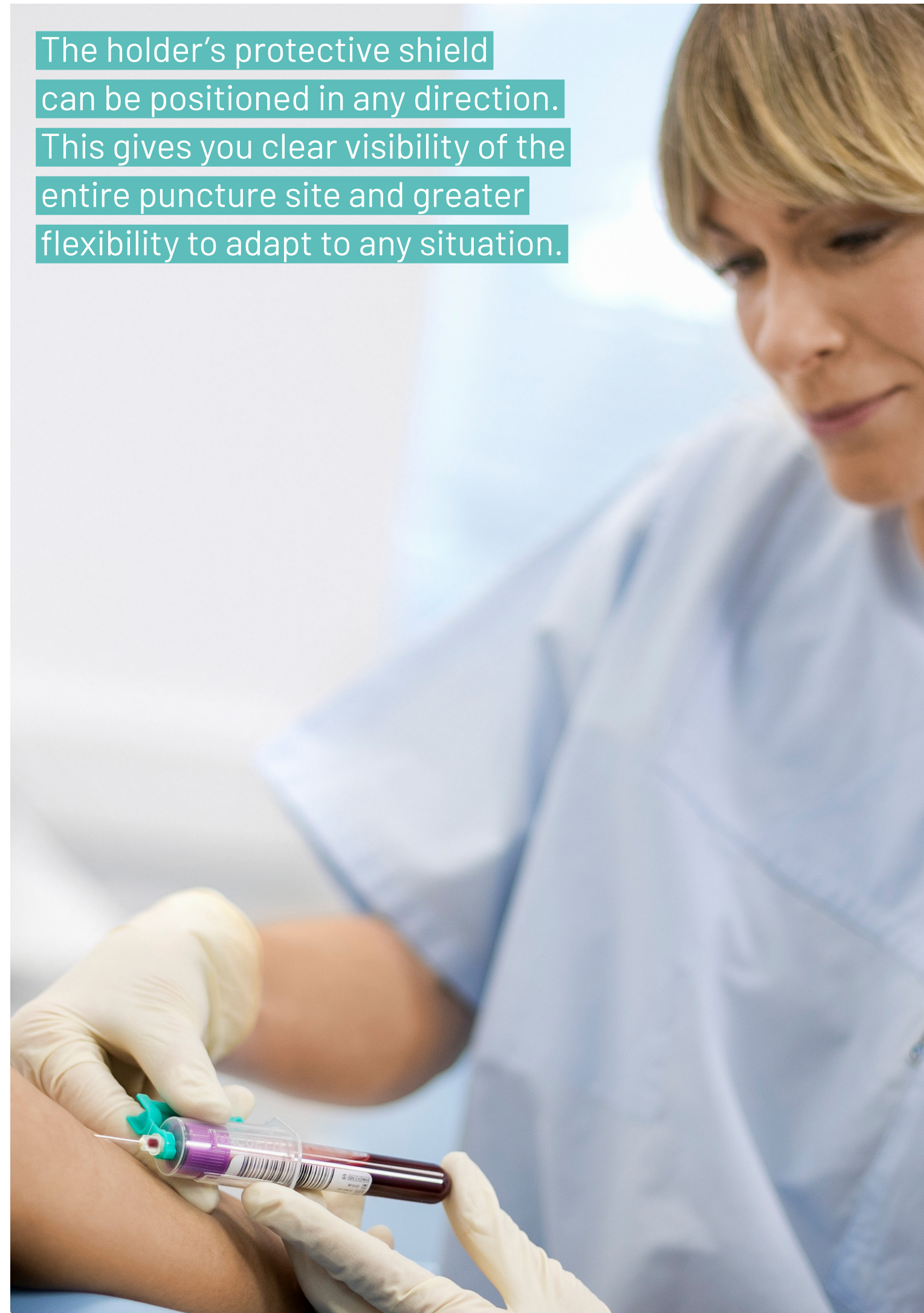
After successful puncture and sample collection, the next step is activation of the safety shield outside the patient's vein.

VISUAL INSPECTION IN COMBINATION WITH VISIO PLUS

A transparent viewing window indicates a successful venipuncture.



The holder's protective shield can be positioned in any direction. This gives you clear visibility of the entire puncture site and greater flexibility to adapt to any situation.



CHOICE OF VARIOUS OPTIONS

The VACUETTE® QUICKSHIELD Safety Tube Holder can be used with either VACUETTE® Multiple Use Drawing Needles or with VACUETTE® VISIO PLUS Needles.

We offer a wide range of regular needles, needles with visual puncture control and

pre-assembled products for an efficient solution for every situation.

As a combination product with a pre-assembled needle, the product comes individually packed in sterile blister packaging.



VACUETTE® QUICKSHIELD Safety Tube Holder

The safety tube holder with rotating safety shield is suitable for routine blood collection under normal vein conditions thanks to its easy handling.

The holder can be used with either VACUETTE® Multiple Use Drawing Needles or with VACUETTE® VISIO PLUS Needles.



VACUETTE® QUICKSHIELD Complete PLUS

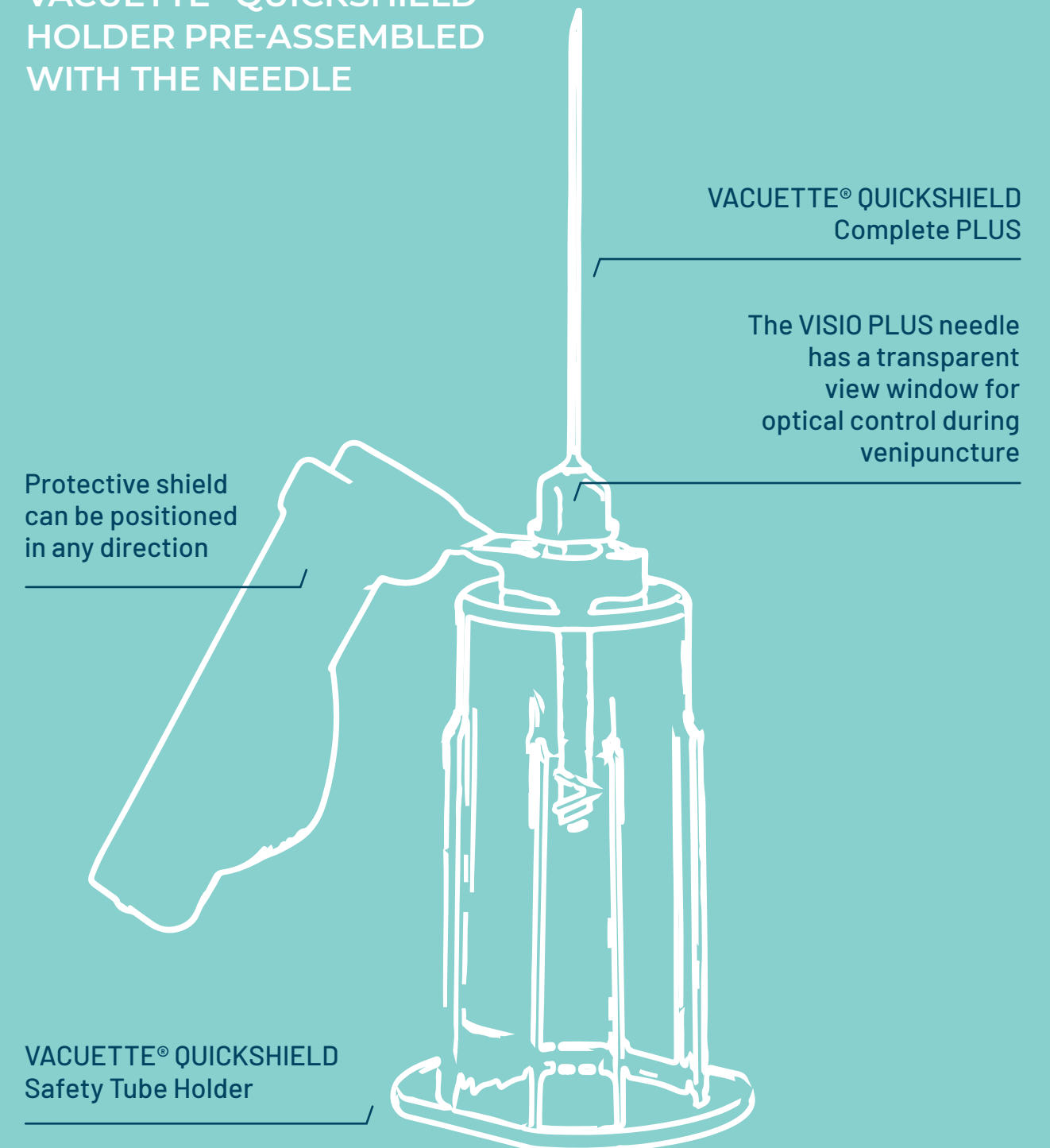
VACUETTE® QUICKSHIELD Complete PLUS is available as a combination product with a pre-assembled VACUETTE® VISIO PLUS Needle.

The needle's transparent viewing window enables visual puncture control. The pre-assembled product is ready for immediate use without any further steps.

**EASILY
SAVE TIME**
with the
pre-assembled
VISIO PLUS Needle.

THE COMBINED PRODUCT

VACUETTE® QUICKSHIELD HOLDER PRE-ASSEMBLED WITH THE NEEDLE



PROTECTIVE SHIELD



GREATEST POSSIBLE FLEXIBILITY

The rotating protective shield ensures a clear view of the entire puncture site and gives the user flexibility to adapt to all situations.



ONE-HANDED ACTIVATION

The protective shield is activated with one hand, either with the aid of a solid surface or with a finger or thumb.



PROTECTION

A audible click indicates that the shield has been activated. Once activated, the needle is safely and irreversibly enclosed, eliminating the risk of a needlestick on the way to disposal.

PLEASE
OBSERVE THE
INSTRUCTIONS
FOR USE
at www.gbo.com

ACTIVATING THE SAFETY MECHANISM

Option 1



Option 2



1

Activate the safety mechanism **either on a stable surface or with your finger or thumb.**

2

A **click** can be heard as soon as the shield is safely activated.



IMPROVED SAFETY

Once the shield is in place, the needle is securely and irreversibly enclosed.

ADVANTAGES



INCREASED PATIENT COMFORT

In combination with VACUETTE® VISIO PLUS Needles, the viewing window serves as a visual indicator of successful venipuncture.



SAFETY AND PRECISION

A dot on the needle protection cap helps indicate the position of the needle bevel for optimal preparation of the product before the puncture.



NO CHANGE TO THE COLLECTION TECHNIQUE

Thanks to the rotating protective shield and ergonomic design, the product can be used with equal ease by both left-handers and right-handers.

shop.gbo.com

Find these and more products in our online shop.

PRODUCT OVERVIEW

VACUETTE® QUICKSHIELD Safety Tube Holder

Item no.	Qty. inner / outer
450230	50 / 1,000

VACUETTE® QUICKSHIELD Complete PLUS

Pre-assembled with a VACUETTE® VISIO PLUS Needle

Item no.	Color code	Needle size	Needle length	Needle length	Needle wall type	Qty. inner / outer
450235V1	● green	21 G	1"	25 mm	thin wall	30 / 360
450239V1	● green	21 G	1.5"	38 mm	thin wall	30 / 360
450226V1	● black	22 G	1"	25 mm	thin wall	30 / 360
450228V1	● black	22 G	1.5"	38 mm	thin wall	30 / 360

VACUETTE® VISIO PLUS Needles

Item no.	Color code	Needle size	Needle length	Needle length	Needle wall type	Qty. inner / outer
450044	● green	21 G	1.25"	32 mm	thin wall	100 / 2,000
450045	● black	22 G	1.25"	32 mm	thin wall	100 / 2,000

VACUETTE® Multiple Use Drawing Needles

Item no.	Color code	Needle size	Needle length	Needle length	Needle wall type	Qty. inner / outer
450061	● black	22 G	1.25"	32 mm	thin wall	100 / 2,000
450062	● green	21 G	1.25"	32 mm	thin wall	100 / 2,000
450063	● yellow	20 G	1.25"	32 mm	thin wall	100 / 2,000

making a difference

www.gbo.com

GREINER BIO-ONE
NORTH AMERICA

PHONE 888 286 3883
FAX 800 726 0052
E-MAIL office@us.gbo.com



SHOP VACUETTE® QUICKSHIELD ONLINE.
ACCESS MORE PRODUCT INFORMATION, CONNECT
WITH OUR EXPERT TEAM OR PLACE AN ORDER.



This product information is addressed exclusively to healthcare professionals. Devices of Greiner Bio-One are to be used by properly trained healthcare professionals only in accordance with the relevant Instructions for Use (IFU). For a listing of indications, contraindications, precautions and warnings, please refer to the Instructions for Use which accompanies each product or is available for download from our website at www.gbo.com (Download Center). For more information contact your local Greiner Bio-One sales representative or visit our website.

All information is provided without guarantee despite careful editing. Any liability, warranty or guarantee of Greiner Bio-One GmbH is excluded. All rights, errors and changes are reserved. If not stated otherwise, Greiner Bio-One GmbH has all copyrights and/or other (user-)rights in this/document / these documents, in particular to signs such as the mentioned (word-picture-)brands and logos. Any use, duplication or any other use of the rights of Greiner Bio-One GmbH is expressly prohibited.
Media owner: Greiner Bio-One GmbH / **Manufacturer:** [Samson Druck GmbH / 5581 St. Margarethen]

L1910003R2 VACUETTE® QUICKSHIELD Safety Tube Holder brochure [rev.02, 12.2024]


greiner
BIO-ONE